

SIZE ACROSS WEATHER GRADIENTS IN PILL MILLIPEDES (DIPLOPODA): III. FEMALE VOLUME AND LOWEST NUMBER OF DAILY HOURS OF SUNSHINE (TOTAL), THE WARMEST MONTH IN THE YEAR, COOLEST MONTH IN THE YEAR, AVERAGE ANNUAL TEMPERATURE, AND MONTH WITH THE HIGHEST NUMBER OF RAINY DAYS

M. Cooper*

University of Johannesburg, South Africa.

*Correspondence: cm.i@aol.com, +27714620070.

Abstract-Sexual size dimorphism (SSD) was investigated across weather gradients in southern African members of the pill millipede genus *Sphaerotherium*. Body width was extracted from published material (1928) and used to compare interspecific variation in mean calculated volumes using a morphometric approach. Based on the formula for a sphere ($4/3 \cdot \pi \cdot r^3$), volume was calculated in seven given species. Relationships between female volume and the lowest number of daily hours of sunshine (total) ($r=-0.65$, Z score= -1.53 , $n=7$, $p=0.06$), warmest month in the year ($r=0.69$, Z score= 1.68 , $n=7$, $p<0.05$), coolest month in the year ($r=0.76$, Z score= 1.99 , $n=7$, $p=0.02$), average annual temperature ($r=0.75$, Z score= 1.97 , $n=7$, $p=0.02$), and month with the highest number of rainy days ($r=0.62$, Z score= 1.44 , $n=7$, $p=0.07$) were established.

I. INTRODUCTION

Diplopoda is currently being studied concerning SSD, and intersexual differences are appearing in body mass, length, width, and leg dimensions in diverse taxa [8, 35, 36, 42, 44, 60, 64, 72]. Mensural differences may be detected in characters including sexual characteristics, urbanization, and hydraulic relations [4, 6]. Millipedes compare similarly with arthropods showing female-biased or reversed SSD [11-33]. Sexual dimorphism can determine reproductive events [1, 11-33, 65]. The relationship between body size and SSD can either be hypoallometrical or hyperallometrical if there are decreasing or increasing rates of SSD with increases in body size [11-33, 57, 58, 65]. This rule is often attributed to non-natural selection [2, 7, 9, 34]. The relationship is a corroboration of the hypoallometric rule which includes pill millipedes [33].

Sexual dimorphism and male and female volume in pill millipedes with 60 or more species are investigated [33]. Males and females can conglobate, or, roll into a ball [71]. Like other millipedes, these pill millipedes have female-biased SSD [11-33]. Specific relationships with weather gradients were

investigated here. Specific relationships between male volume, female volume, and the weather were investigated here.

II. MATERIALS AND METHODS

Seven pill millipedes' (1) body width (mm) was extracted from published data [3] and males were compared to females with a matched-pairs test. Total body size estimated from horizontal dorsal tergite. SSD was taken to be female volume divided by male volume with an index and subtraction of one [46]. A model was given [51]. Absolute male and female volumes were calculated.

2.1 STATISTICAL ANALYSIS

SSD is compared across weather gradients at <https://www.gigacalculator.com/calculators/correlation-coefficient-calculator.php>. Weather gradients were obtained at <https://en.climate-data.org/africa/south-africa>.

III. RESULTS

In seven measurements of mean female volume, it was related to

The lowest number of daily hours of sunshine (total)

$r=-0.64533523$, Z score= -1.53452640 , $n=7$, $p=0.06245012$ (Figure 1).

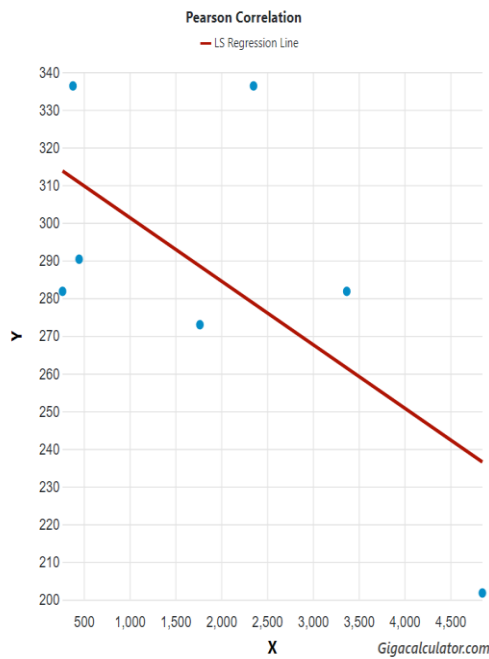


Figure 1. Relationship between female volume and lowest number of daily hours of sunshine (total).

Warmest month in the year

$r=0.685571$, Z score= 1.67910136 , $n=7$, $p=0.04656612$ (Figure 2).

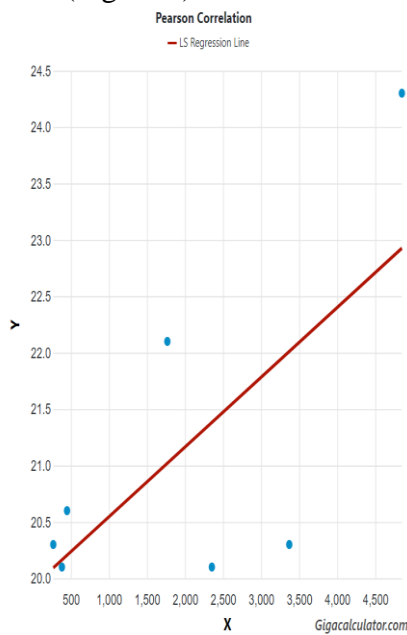


Figure 2. Relationship between female volume and warmest month in the year.

Coollest month in the year

$r=0.76105171$, Z score= 1.99741929 , $n=7$, $p=0.02288976$ (Figure 3).

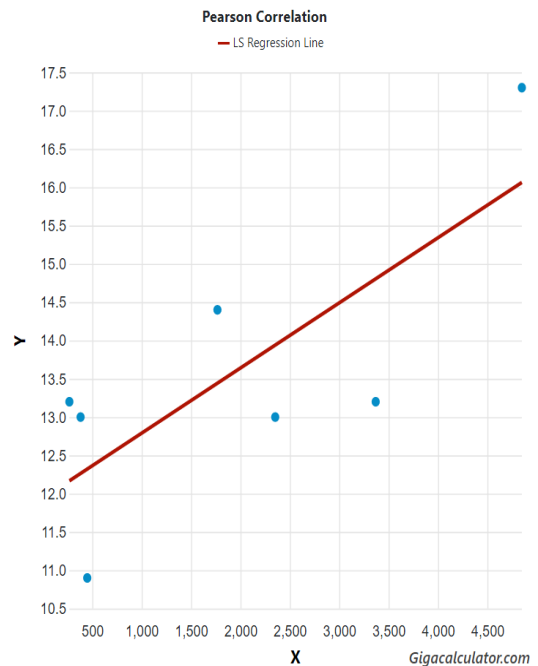


Figure 3. Relationship between female volume and coolest month of the year.

Average annual temperature

$r=0.75448380$, Z score= 1.96656702 , $n=7$, $p=0.02461650$ (Figure 4).

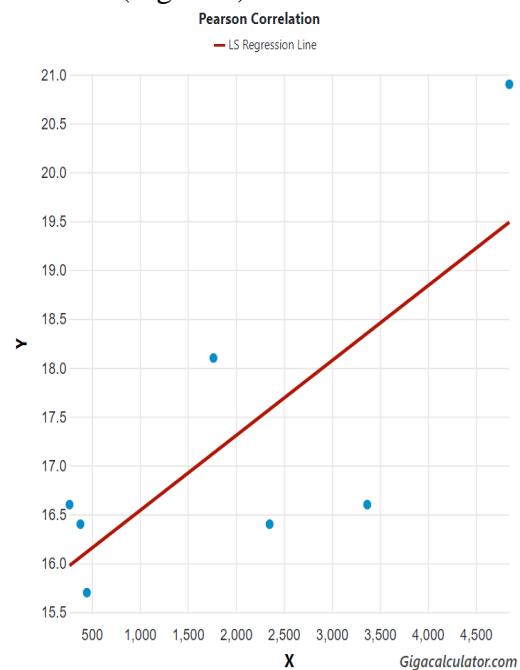


Figure 4. Relationship between female volume and average annual temperature.

The month with the highest number of rainy days

$r=0.61802127$, Z score= 1.44359433 , $n=7$,
 $p=0.07442660$ (Figure 5).

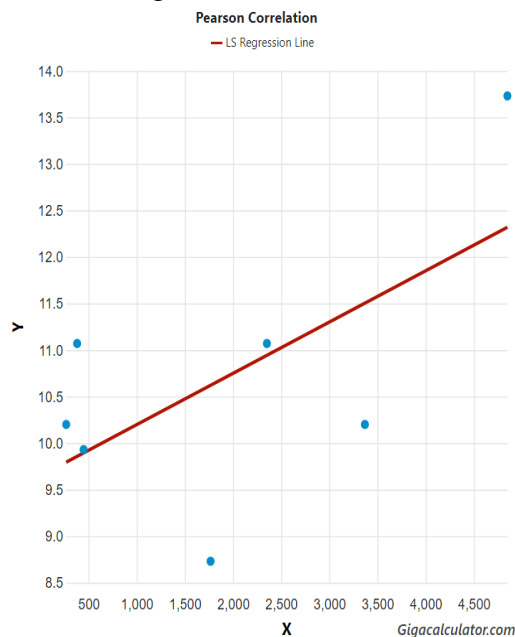


Figure 5. Relationship between female volume and month with the highest number of rainy days.

IV. DISCUSSION

SSD showed a linear relationship or correlation here typical and new of taxa with reversed SSD [5, 10, 41, 43, 45, 46-50, 52-56, 59, 61-63, 65-66]. Female volume showed linear relationships with the lowest number of daily hours of sunshine (total), the warmest month in the year, the coolest month in the year, the average annual temperature, and the month with the highest number of rainy days. *S. punctulatum* has the highest female volume and occurs in the lowest number of daily hours of sunshine (total), the warmest month in the year, the coolest month in the year, the highest average annual temperature, and the highest number of rainy days. *S. tenuitarse* has the lowest female volume and occurs in the highest low number of daily hours of sunshine (total), the least warm month of the year, the least cool month in the year, the lowest average annual temperature, and the lowest number of rainy days. Identification of SSD across weather gradients is generated without a phylogenetic approach [67, 69, 70]. As many pill millipedes are arboreal one may also imply interspecific competition as a driver of SSD [33]. The new relationship proposed between SSD/size and

the lowest number of daily hours of sunshine (total), the warmest month in the year, the coolest month in the year, the highest average annual temperature, and highest number of rainy days is an opportunity to increase the sample sizes given. Principal filling of the gap between the most and least dimorphic species across latitude is required to increase the significance of these relationships through precision and accuracy means it may not have any genetic grounding it does seem interesting as it questions the causality of SSD. It is most likely that the relationship that has evolved has done so through natural or sexual selection.

V. CONCLUSION

Several new relationships between the lowest number of daily hours of sunshine (total), the warmest month of the year, the coolest month in the year, average annual temperature, the highest number of rainy days, and female volume in *Sphaerotherium* pill millipedes are given.

REFERENCES

1. S. C. Adolph, M. A. Geber, "Mate-Guarding, Mating Success and Body Size in the Tropical Millipede 'Nyssodesmus Pythos' (Peters) (Polydesmida: Platyrrhacidae)," *The Southwestern Naturalist*, vol. 40, no. 1, pp. 56-61, 1995.
2. M. Andersson, J. Wallander, "Animal behaviour: Relative size in the mating game," *Nature*, vol. 431, pp. 139-141, 2004.
3. C. Attems, "The Myriapoda of South Africa," *Annals of the South African Museum*, vol. 26, pp. 1431, 1928.
4. S. Bhakat, "Comparative water relations of some tropical millipedes," *Kragujevac Journal of Science*, vol. 36, pp. 185-194, 2014.
5. C. J. Bidau, D. A. Martí, E. R. Castillo, "Rensch's rule is not verified in melanopline grasshoppers (Acrididae)," *Journal of Insect Biodiversity*, vol. 1, no. 12, pp. 1-14, 2013.
6. D. Bogyó, T. Magura, E. Simon, B. Tóthmérész, "Millipede (Diplopoda) assemblages alter drastically by urbanisation," *Landscape and Urban Planning*, vol. 133, pp. 118-126, 2015.
7. R. Bonduriansky, "Sexual selection and allometry: a critical reappraisal of the evidence and ideas," *Evolution*, vol. 61, no. 4, pp. 838-849, 2007.
8. I. B. Calligaris, L. Boccardo, M. R. Sanches, C. S. Fontanetti, "Morphometric Analysis of a Population of Diplopods of the Genus *Rhinocricus* Karsch, 1881," *Folia Biologica (Praha)*, vol. 51, pp. 40-46, 2005.
9. T. H. Clutton-Brock, P. H. Harvey, B. Rudder, "Sexual dimorphism, socionomic sex ratio and body weight in primates," *Nature*, vol. 269, pp. 797-800, 1977.

10. E. Colleoni, M. Denoël, E. Padoa-Schioppa, S. Scali, G. F. Ficetola, "Rensch's rule and sexual dimorphism in salamanders: patterns and potential processes," *Journal of Zoology*, vol. 293, pp. 143-151, 2014.
11. M. I. Cooper, "Pill millipedes," *African Wildlife*, vol. 58, no. 2, pp. 44, 2004.
12. M. I. Cooper, "Sexual size dimorphism and corroboration of Rensch's rule in *Chersastus* millipedes," *Journal of Entomology and Zoology Studies*, vol. 2, no. 6, pp. 264-266, 2014.
13. M. I. Cooper, "The relative sexual size dimorphism of *Centrobolus inscriptus* compared to 18 congeners," *Journal of Entomology and Zoology Studies*, vol. 4, no. 6, pp. 504-505, 2016.
14. M. I. Cooper, "Copulation and sexual size dimorphism in worm like millipedes," *Journal of Entomology and Zoology Studies*, vol. 5, no. 3, pp. 1264-1266, 2017.
15. M. I. Cooper, "Re-assessment of Rensch's rule in *Centrobolus*," *Journal of Entomology and Zoology Studies*, vol. 5, no. 6, pp. 2408-2410, 2017.
16. M. I. Cooper, "Size matters in myriapod copulation," *Journal of Entomology and Zoology Studies*, vol. 5, no. 2, pp. 207-208, 2017.
17. M. I. Cooper, "The affect of female body width on copulation duration in *Centrobolus inscriptus* (Attems)," *Journal of Entomology and Zoology Studies*, vol. 5, no. 1, pp. 732-733, 2017.
18. M. I. Cooper, "Allometry for sexual dimorphism in diplopods," *Journal of Entomology and Zoology Studies*, vol. 6, no. 1, pp. 91-96, 2018.
19. M. I. Cooper, "Sexual dimorphism in pill millipedes (Diplopoda)," *Journal of Entomology and Zoology Studies*, vol. 6, no. 1, pp. 613-616, 2018.
20. M. I. Cooper, "A review of studies on the fire millipede genus *centrobolus* (Diplopoda: Trigonulidae)," *Journal of Entomology and Zoology Studies*, vol. 6, no. 4, pp. 126-129, 2018.
21. M. I. Cooper, "*Centrobolus sagatinus* sexual size dimorphism based on differences in horizontal tergite widths," *Journal of Entomology and Zoology Studies*, vol. 6, no. 6, pp. 275-277, 2018.
22. M. I. Cooper, "*Centrobolus silvanus* dimorphism based on tergite width," *Global Journal of Zoology*, vol. 3, no. 1, pp. 003-005, 2018.
23. M. I. Cooper, "*Centrobolus anulatus* (Attems, 1934) reversed sexual size dimorphism," *Journal of Entomology and Zoology Studies*, vol. 6, no. 4, pp. 1569-1572, 2018.
24. M. I. Cooper, "Sexual size dimorphism and the rejection of Rensch's rule in Diplopoda," *Journal of Entomology and Zoology Studies*, vol. 6, no. 1, pp. 1582-1587, 2018.
25. M. I. Cooper, "Allometry for sexual dimorphism in millipedes," *Journal of Entomology and Zoology Studies*, vol. 6, no. 1, pp. 91-96, 2018.
26. M. I. Cooper, "Trigonulid size dimorphism breaks Rensch," *Journal of Entomology and Zoology Studies*, vol. 6, no. 3, pp. 1232-1234, 2018.
27. M. I. Cooper, "Xylophagous millipede surface area to volume ratios are size dependent in forest," *Arthropods*, vol. 8, no. 4, pp. 127-136, 2019.
28. M. I. Cooper, "Fire millipedes obey the female sooner norm in cross mating *Centrobolus* (Myriapoda)," *Journal of Entomology and Zoology Studies* 2016; 4(1): 173-174.
29. M. I. Cooper, "Confirmation of four species of *Centrobolus* Cook (Spirobolida: Trigonulidae) based on gonopod ultrastructure," *Journal of Entomology and Zoology Studies* 2016; 4(4): 389-391.
30. M. I. Cooper, "Elaborate gonopods in the myriapod genus *Chersastus* (Diplopoda: Trigonulidae)," *Journal of Entomology and Zoology Studies* 2015; 3(4): 235-238.
31. M. I. Cooper, "The affect of female body width on copulation duration in *Centrobolus inscriptus* (Attems)," *Journal of Entomology and Zoology Studies* 2017; 5(1): 732-733.
32. M. I. Cooper, "Relative sexual size dimorphism in *Centrobolus digrammus* (Pocock) compared to 18 congeners," *Journal of Entomology and Zoology Studies* 2017; 5(2): 1558-1560.
33. M. I. Cooper, "Sexual dimorphism in pill millipedes (Diplopoda)," *Journal of Entomology and Zoology Studies* 2018; 6(1): 613-616.
34. J. Dale, P. O. Dunn, J. Figuerola, T. Lislevand, T. Székely, L. A. Whittingham, "Sexual selection explains Rensch's rule of allometry for sexual size dimorphism," *Proceedings of the Royal Society B*, vol. 274, pp. 2971-2979, 2007.
35. J. F. David, "Size criteria for the distinction between *Cylindroiulus londinensis* (Leach) and *Cylindroiulus caeruleocinctus* (Wood) (Diplopoda: Julidae)," *Journal of Natural History*, vol. 29, pp. 983-991, 1995.
36. S. P. De Lisle, L. Rowe, "Correlated Evolution of Allometry and Sexual Dimorphism across Higher Taxa," *The American Naturalist*, vol. 182, no. 5, pp. 630-639, 2013.
37. H. Enghoff, "The size of a millipede. In: Meyer E, Thaler K, Schedl W (eds.) *Advances in Myriapodology*," *Berichte des naturwissenschaftlich-medizinischen Vereins in Innsbruck*, Supplement, vol. 10, pp. 47-56, 1992.
38. S. J. C. Gaulin, L. D. Sailer, "Sexual dimorphism in weight among the Primates: the relative impact of allometry and sexual selection," *International Journal of Primatology*, vol. 5, no. 6, pp. 515-535, 1984.
39. R. Guillermo-Ferreira, M. C. Novaes, L. S. Lecci, P. C. Bispo, "Allometry for Sexual Size Dimorphism in Stoneflies Defies the Rensch's Rule," *Neotropical Entomology*, vol. 43, pp. 172-175, 2014.
40. U. Haacker, S. Fuchs, "Tree-Climbing in pill-millipedes," *Oecologia*, vol. 10, no. 2, pp. 191-192, 1972.
41. G. Herczeg, A. Gonda, J. Merilä, "Rensch's rule inverted female-driven gigantism in nine-spined stickleback *Pungitius pungitius*," *Journal of Animal Ecology*, vol. 79, pp. 581-588, 2010.
42. S. P. Hopkin, H. J. Read, "The Biology of Millipedes," Oxford University Press, U. K., pp. 246, 1992.
43. J. F. Husak, J. A. McGuire, "Does 'gliding while gravid' explain Rensch's rule in flying lizards?" *Biological Journal of the Linnean Society*, vol. 113, pp. 270-282, 2014.
44. B. S. Ilić, B. M. Mitić, S. E. Makarov, "Sexual dimorphism in *Apfelbeckia insculpta* (L. Koch, 1867) (Myriapoda: Diplopoda: Callipodida)," *Archives of Biological Sciences*, vol. 69, pp. 23-33, 2017.
45. J. E. Jannot, B. L. Kerans, "Body size, sexual size dimorphism, and Rensch's rule in adult hydroptychid caddisflies (Trichoptera: Hydroptychidae)," *Canadian Journal of Zoology*, vol. 81, pp. 1956-1964, 2003.

46. W. Leutenegger, "Scaling of sexual dimorphism in body size and breeding system in primates," *Nature*, vol. 272, pp. 610-611, 1978.
47. W. B. Liao, "Evolution of sexual size dimorphism in a frog obeys the inverse of Rensch's rule," *Evolutionary Biology*, vol. 40, pp. 493-499, 2013.
48. W. B. Liao, W. Chen, "Inverse Rensch-rule in a frog with female-biased sexual size dimorphism," *Naturwissenschaften*, vol. 99, pp. 427-431, 2012.
49. W. B. Liao, W. C. Liu, J. Merilä, "Andrew meets Rensch: sexual size dimorphism and the inverse of Rensch's rule in Andrew's toad (*Bufo andrewsi*)," *Oecologia*, vol. 177, pp. 389-399, 2015.
50. W. B. Liao, Y. Zeng, C. Q. Zhou, R. Jehle, "Sexual size dimorphism in anurans fails to obey Rensch's rule," *Frontiers in Zoology*, vol. 10, no. 10, pp. 1-7, 2013.
51. P. Lindenfors, B. S. Tullberg, M. Biuw, "Phylogenetic analyses of sexual selection and sexual size dimorphism in pinnipeds," *Behavioural Ecology and Sociobiology*, vol. 52, pp. 188-193, 2002.
52. J. E. Lovich, J. W. Gibbons, "A review of techniques for quantifying sexual size dimorphism," *Growth Development and Aging*, vol. 56, pp. 269-281, 1992.
53. D. Lu, C. Q. Zhou, W. B. Liao, "Pattern of sexual size dimorphism supports the inverse Rensch's rule in two frog species," *Animal Biology*, vol. 64, pp. 87-95, 2014.
54. O. Y. Martin, L. Michalczyk, A. L. Millard, B. C. Emerson, M. J. G. Gage, "Lack of support for Rensch's rule in an intraspecific test using red flour beetle (*Tribolium castaneum*) populations," *Insect Science*, vol. 24, no. 1, pp. 133-140, 2017.
55. R. L. Minton, L. L. Wang, "Evidence of sexual shape dimorphism in *Viviparus* (Gastropoda: Viviparidae)," *Journal of Molluscan Studies*, vol. 77, no. 3, pp. 315-317, 2011.
56. J. M. Monnet, M. I. Cherry, "Sexual size dimorphism in anurans," *Proceedings of the Royal Society of London B Biological Sciences*, vol. 269, no. 1507, pp. 2301-2307, 2002.
57. E. Mori, G. Mazza, S. Lovari, "Sexual Dimorphism. In: *Encyclopedia of Animal Cognition and Behavior*," J. Vonk, T. Shakelford, Springer International Publishing, Switzerland, pp. 1-7, 2017.
58. B. Rensch, "Evolution above the Species Level," Columbia, New York, pp. 419, 1947.
59. B. Rensch, "Die Abhängigkeit der relativen Sexualdifferenz von der Körpergrösse," *Bonn Zoological Bulletin*, vol. 1, pp. 58-69, 1950.
60. V. Remeš, T. Székely, "Domestic chickens defy Rensch's rule: sexual size dimorphism in chicken breeds," *Journal of Evolutionary Biology*, vol. 23, pp. 2754-2759, 2010.
61. M. Rowe, "Copulation, mating system and sexual dimorphism in an Australian millipede, *Cladethosoma clarum*," *Australian Journal of Zoology*, vol. 58, no. 2, pp. 127-132, 2010.
62. P. L. Rutherford, "Proximate mechanisms that contribute to female-biased sexual size dimorphism in an anguid lizard," *Canadian Journal of Zoology*, vol. 82, no. 5, pp. 817-822, 2004.
63. D. Stuart-fox, "A test of Rensch's rule in dwarf chameleons (*Bradypodion* spp.), a group with female biased sexual size dimorphism," *Evolutionary Ecology*, vol. 23, pp. 425-433, 2009.
64. N. B. Sutter, D. S. Mosher, E. A. Ostrander, "Morphometrics within dog breeds are highly reproducible and dispute Rensch's rule," *Mammalian Genomics*, vol. 19, pp. 713-723, 2008.
65. T. Tanabe, T. Sota, "Complex Copulatory Behavior and the Proximate Effect of Genital and Body Size Differences on Mechanical Reproductive Isolation in the Millipede Genus *Parafontaria*," *The American Naturalist*, vol. 171, no. 5, pp. 692-699, 2008.
66. T. Teder, T. Tammaru, "Sexual size dimorphism within species increases with body size in insects," *Oikos*, vol. 108, pp. 321-334, 2005.
67. P. L. Tubaro, S. Bertelli, "Female-biased sexual size dimorphism in tinamous: a comparative test fails to support Rensch's rule," *Biological Journal of the Linnean Society*, vol. 80, pp. 519-527, 2003.
68. D. Van den Spiegel, S. I. Golovatch, M. L. Hamer, "Revision of some of the oldest species in the millipede genus *Sphaerotherium* Brandt, 1833 (Diplopoda, Sphaerotheriida, Sphaerotheriidae), with new synonymies," *African Invertebrates*, vol. 43, pp. 143-181, 2002.
69. T. J. Webb, R. P. Freckleton, "Only Half Right: Species with Female-Biased Sexual Size Dimorphism Consistently Break Rensch's Rule," *PLoS ONE*, vol. 2, no. 9, pp. e89715, 2007.
70. T. Wesener, "A new phylogenetic analysis of the Sphaerotheriida (Diplopoda) with a revision of the Australian giant pill-millipedes," *Invertebrate Systematics*, vol. 28, pp. 196-213, 2014.
71. T. Wesener, "The Giant Pill-Millipedes, order Sphaerotheriida - An annotated species catalogue with morphological atlas and list of apomorphies (Arthropoda: Diplopoda)," *Bonn zoological Bulletin - Supplementum*, vol. 63, pp. 1-104, 2016.
72. T. Wesener, J. Köhler, S. Fuchs, D. Van den Spiegel, "How to uncoil your partner- 'mating songs' in giant pill millipedes (Diplopoda: Sphaerotheriida)," *Naturwissenschaften*, vol. 98, pp. 967-975, 2011.
73. H. M. Wilson, L. I. Anderson, "Morphology and taxonomy of Paleozoic millipedes (Diplopoda: Chilognatha: Archipolypoda) from Scotland," *Journal of Paleontology*, vol. 78, no. 1, pp. 169-184, 2004.